



CONSTGLASS



Data sheet for pilot objects



Object: CAN SXXVIII 8h South West Transept

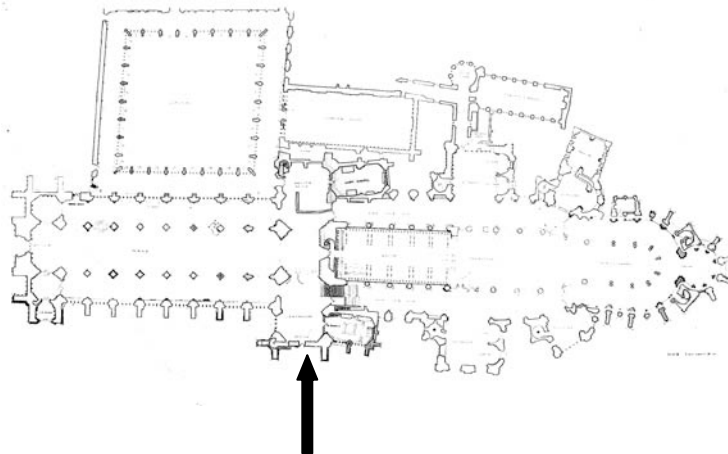
Date: 03/12/09

OBJECT IDENTIFICATION

Site Canterbury, UK

Building Canterbury Cathedral

Location and orientation of the window
Plan of the building





CONSTGLASS



Data sheet for pilot objects



Description of the window opening (dimensions, number of lights; photo, test panel marked)



Test panel

SXXVIII Total
h.15.86 metres x w.7.32 metres

Date

Mostly 12th Century with 13th, 15th, 19th and 20th century inclusions

Short description of the window (identification of subject, artist, workshop)

SXXVIII is one of the largest in the cathedral and contains some of the oldest panels. The window contains 22 of the surviving Ancestors of Christ in the main lights, which were moved from their original locations in the quire clerestory and from the Trinity chapel in the 18th Century. Only the heads/canopies and 3 tracery panels originally belong to this window. The figure panels originate from the 12th Century with 15th Century heraldry while the tracery has an assembly of 12th, 13th, 19th and 20th century glass.

Owner

Canterbury Cathedral

Person(s) in charge

The Cathedral Studios

Investigated panel (inventory number CVMA number, size)

SXXVIII 8h



CONSTGLASS



Data sheet for pilot objects



Manufacturing technique	unpainted glazing		<input type="checkbox"/>
	painting glazing		<input checked="" type="checkbox"/>
		oxide paint / grisaille paint inside	<input checked="" type="checkbox"/>
		oxide paint / grisaille paint outside	<input type="checkbox"/>
		silver stain inside	<input type="checkbox"/>
		silver stain outside	<input type="checkbox"/>
		transparent enamel inside	<input type="checkbox"/>
		transparent enamel outside	<input type="checkbox"/>
		<input type="checkbox"/>
		<input type="checkbox"/>
	<i>Further information:</i>		

ENVIRONMENT IN SITU / IN STORAGE

Protective glazing	no protective glazing		<input type="checkbox"/>
	protective glazing		<input checked="" type="checkbox"/>
		installed in the original position of the ancient panels	<input checked="" type="checkbox"/>
		mounted to the outside (ancient panels stay in their original position)	<input type="checkbox"/>
		no ventilation	<input type="checkbox"/>
		internal ventilation	<input type="checkbox"/>



CONSTGLASS



Data sheet for pilot objects



	external ventilation	<input checked="" type="checkbox"/>
	size of interspace between ancient panel and protective glazing	19mm
	ventilation slot at the top (size)	
	ventilation slot at the bottom (size)	Yes.
	date of installation	1975- 8

Material protective glazing

Museal exposition / Storage	Room	<input type="checkbox"/>
	Cabinet	<input type="checkbox"/>
	Store	<input checked="" type="checkbox"/>
	Since the panel was removed from the window it has been stored in metal racks with coroplast sheets in between each panel in the Cathedral Studios strong room. This room has a relatively stable average RH of 60% with rare extremes of 45% up to 75%.	

Objects exposed to	partial sunlight	<input checked="" type="checkbox"/>
	daylight, but no direct sunlight	<input type="checkbox"/>
	artificial warmlight	<input type="checkbox"/>
	artificial coldlight	<input type="checkbox"/>
	mixed warm-/coldlight	<input type="checkbox"/>
	<i>Note:</i>	



CONSTGLASS



Data sheet for pilot objects



Climate of the building




Climate in the interior of the south west transept over 12 months-

	Minimum	Maximum	Average
Relative Humidity (%)	34.6	66.6	51.4
Air temperature (°C)	12.3	24.5	18

External climate over 12 months




	Minimum	Maximum	Average
Relative Humidity (%)	35	93	71
Air temperature (°C)	7.3	28	15.4

Further information / observations: records of previously collected data, for example

	CONSTGLASS 	
	Data sheet for pilot objects	

INSPECTION OF THE SITE BEFORE REMOVAL (WITH PICTURES)

Requirements for a safe removal in respect of minimal intervention	Handling with gloves, the panel was kept upright at all times and transported from the cathedral to the workshop in wooden frail
Environmental causes for damage	Since the protective glazing was installed in 1978 dust has accumulated on the surface
Short report of removal	Handling with gloves, the panel was carefully removed. The lime mortar was scraped from the grooves and saddle bars removed.
Short report of transport	The panel was carried vertically back to the studio inside a wooden frail lowered from the scaffold by hoist. It is stored vertically in a metal rack protected on either sides with coroplast in the Cathedral Studios' strong room.

	CONSTGLASS 
	Data sheet for pilot objects 

CONSERVATION MATERIAL

Conservation material (producer, product name, characterization, data, etc.)	Treatment: Silicone repairs. Bonded with Rhodia® CAF 3 silicone during the 1975-8 conservation.	
	Application: Edge bonded. Excess silicone remains on the surface of the glass.	
Purpose of use	consolidation of paint layer / paint pigments	
	coating / lamination	
	edge bonding	X
	<input type="checkbox"/>
	<input type="checkbox"/>
	<input type="checkbox"/>
Application technique	application on scalpel tip	X
	application with spray	
	single application	X
	repeated application	Unknown
	concentration	%
	mixing ratio	Unknown
	
	
	<i>Further information :</i>	



CONSTGLASS



Data sheet for pilot objects



Date of application	1975-8		
Documentation of this treatment	photographs (colour transparencies, b&w prints, colour prints, digital images)	<input checked="" type="checkbox"/>	
	written records	<input type="checkbox"/>	
	diagrams	<input checked="" type="checkbox"/>	
	data-files	<input type="checkbox"/>	
	<input type="checkbox"/>	
	<input type="checkbox"/>	
	<i>Further information:</i>		
Do you think this documentation is	exact	<input type="checkbox"/>	
	more or less reliable	<input checked="" type="checkbox"/>	
Previous restorations (data, treatments, material)	A brief report on the condition of the window and the treatment carried out in the 1970s. Information was also obtained from conservators previously and currently employed by the studio who worked on the panels.		
	Do you think the information is	exact	<input type="checkbox"/>
		more or less reliable	<input checked="" type="checkbox"/>
		hearsay	<input type="checkbox"/>



CONSTGLASS




Data sheet for pilot objects



CONDITION REPORT / DOCUMENTATION IN THE WORKSHOP

Pictures of panel / glass in transmitted light



8h Internal transmitted light

Pictures of panel / glass in reflecting and raking light, internal and external surface



8h Internal reflected light



CONSTGLASS




Data sheet for pilot objects



Examination of the object






Silicone repair (face) transmitted light



Silicone repair (face) reflected light

Selected damages

Dust accumulation on silicone bonds, suspected microbial activity.

	CONSTGLASS 	
	Data sheet for pilot objects	

Selection and documentation of samples to be analysed Questions to the scientists	Surface swabs taken for microbiological analysis.
Selection and documentation of areas for reversibility tests or reactivation tests	<i>Diagrams, records and pictures, including a separate data-sheet for every area consigned for reversibility or reactivation test.</i>

RESPONSIBLE CONSERVATORS (name, phone, e-mail)	
Person 1	Grace Ayson 01227 865266 cathedralstudios@canterbury-cathedral.org
Person 2	Joy Bunclark 01227 865266 cathedralstudios@canterbury-cathedral.org
Person 3	Alison Eaton 01227 865266 cathedralstudios@canterbury-cathedral.org